




Common Interface
ELF110



Narrow Profile
ELF110-001



Standard Profile
ELF110-002

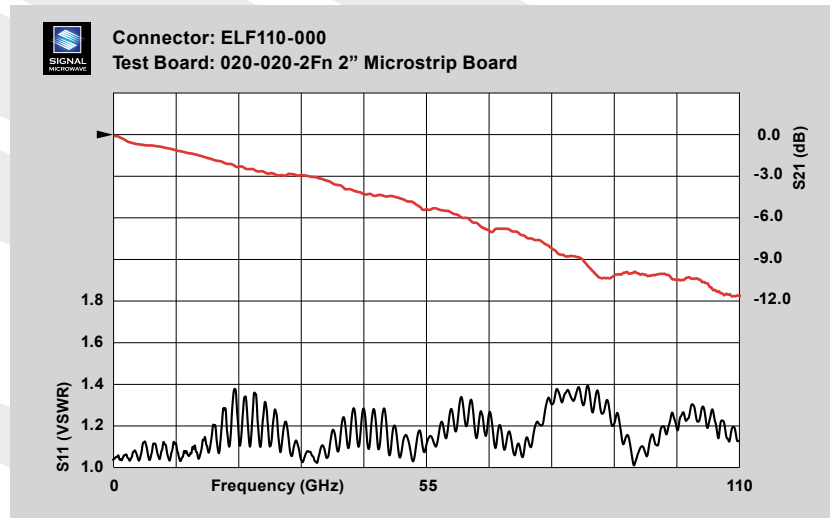
Signal Microwave ELF110

1.0 mm Edge Launch Connectors for the Digital Industry


ELF110-001 (Narrow Profile) to more tightly couple differential lines on curved edges.

ELF110-002 (Standard Profile) to use instead of current high priced offerings. Both Models have the same launch geometry and internal construction.

- 1.0 mm Interface
- Top Ground Only
- 110 GHz Bandwidth
- Board Design Support Available
- Edge Launch
- Test Boards Available
- No Soldering Required



2" GCPWG test board with typical data through 110 GHz



Signal Microwave, LLC
Tempe, Arizona
info@signalmicrowave.com
www.signalmicrowave.com
(480) 322-4992